

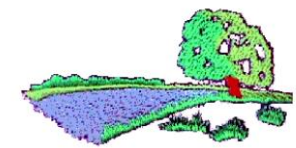
Brentfield Primary School Pupil Premium Strategy Report 2018-19

Pupil Premium Information

The pupil premium is additional funding for publicly funded schools in England to raise the attainment of disadvantaged pupils and close the gap between them and their peers. For the financial year 2018-19 the school will receive £1,320 for each child registered as eligible for free school meals at any point in the last 6 years. For looked after pupils the school will receive £2,300 for each pupil.

We have high aspirations for all our pupils and strive to provide learning opportunities and targeted support to enable every child to flourish. As we recognise that not all pupils who are academically or socially disadvantaged are registered for free school meals, we reserve the right to allocate Pupil Premium funding to support any pupil, or group of pupils, identified by the school as being at a significant disadvantage.

Projected PPG Amount: £189060		Proposed Spend: £266154.60		Actual Received: £244,580	
Number of Pupil Premium pupils in each year group					
	Total number of pupils	Total number of PP pupils	PP & SEND (% of PP chn)	PP Boys (% of PP chn)	PP Girls (% of PP chn)
Nursery	39	1 (2.5%)	0 (0%)	1 (100%)	0 (0%)
Reception	49	2 (4.0%)	0 (0%)	1 (2.0%)	1 (2.0%)
Year 1	64	7 (10.9%)	0 (0%)	3 (42.8%)	4 (57.2%)
Year 2	82	14 (17.0%)	4 (28.5%)	6 (42.8%)	8 (57.1%)
Year 3	78	29 (37.1%)	6 (20.6%)	17 (58.6%)	12 (41.4%)
Year 4	85	20 (23.5%)	6 (30.0%)	6 (30.0%)	14 (70.0%)
Year 5	85	29 (34.1%)	7 (24.1%)	19 (65.5%)	10 (34.4%)
Year 6	84	39 (46.4%)	4 (10.2%)	16 (41.0%)	23 (58.9%)
All	566	141 (24.9%)	27 (19.1%)	69 (48.9%)	72 (51.0%)

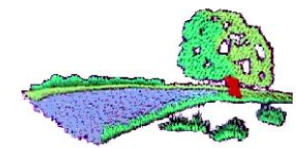


Current Attainment <i>(Data taken from Perspective Lite)</i>		
	Pupils eligible for PP <i>(School non-PP pupils)</i>	All pupils <i>(National Average in brackets for all pupils)</i>
EYFS: % of pupils attaining Good Level of Development	50% (69%) 2019	68% (72%) 2019

Phonics		
Year 1 Phonics Screening Attainment	86% (66%) 2019	68% (82%) 2019
Year 2 Cumulative Phonics Screening Attainment	87% (80%) 2019	84% (92%) 2019

KS1	Pupils eligible for PP <i>(School non-PP pupils)</i>	All pupils <i>(National Average in brackets for all pupils)</i>
Reading, percentage at age related expectation	73% (62%) 2019	64% (75%) 2019
Writing, percentage at age related expectation	73% (59%) 2019	62% (69%) 2019
Maths, percentage at age related expectation	67% (68%) 2019	68% (76%) 2019

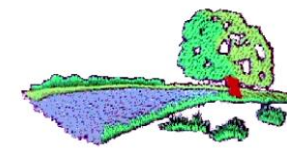
KS1	Pupils eligible for PP <i>(School non-PP pupils)</i>	All pupils <i>(National Average in brackets for all pupils)</i>
Reading, percentage at greater depth	33% (18%) 2019	21% (25%) 2019
Writing, percentage at greater depth	13% (17%) 2019	16% (15%) 2019
Maths, percentage at greater depth	27% (24%) 2019	25% (22%) 2019



KS2	Pupils eligible for PP (School non-PP pupils)	All pupils (National Average in brackets for all pupils)
Reading: percentage at ARE	74% (59%) 2019	68% (73%) 2019
Writing: percentage at ARE	72% (50%) 2019	63% (78%) 2019
Maths: percentage at ARE	85% (75%) 2019	82% (79%) 2019

KS2	Pupils eligible for PP (School non-PP pupils)	All pupils (National Average in brackets for all pupils)
Reading: percentage at above age related expectation	30% (26%) 2019	27% (-) 2019
Writing: percentage at above age related expectation	12% (11%) 2019	12% (-) 2019
Maths: percentage at above age related expectation	27% (27%) 2019	27% (-) 2019

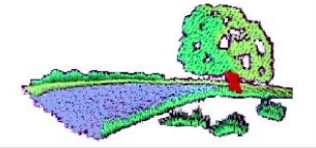
	Desired Outcomes (based on prior data)	Success Criteria	Impact
A	To narrow the attainment gap between disadvantaged pupils and pupils nationally at the end of KS2.	Pupils eligible for PPG at the end of KS2 make rapid progress to ensure that they are in line with all pupils nationally.	Reading: PPG pupils were broadly in line with all pupils nationally at EXS (73%) Writing: PPG pupils were below all pupils nationally at EXS (78%) Maths: PPG pupils exceeded all pupils nationally at EXS (79%)
B	To increase the number of disadvantaged pupils achieving and exceeding GLD at the end of EYFS	The number of disadvantaged pupils achieving GLD is in line or better than non-disadvantaged pupils.	In 2019, 50% of PPG pupils reached GLD compared to 29% in 2018.
C	Sustain the number of disadvantaged pupils meeting threshold in phonics screening in Year 1 and narrow the gap between disadvantaged	The number of pupils reaching phonics threshold levels is at least in line with national expectation.	Year 1: 86% of PPG pupils reached threshold, compared to 82% of all pupils nationally. Year 2: Two pupils re-sitting the PSC were PPG pupils. Neither of these achieved threshold, compared to 56% of Year 2 PPG pupils



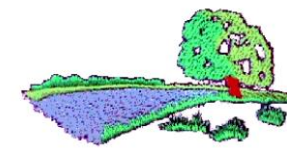
	pupils and all pupils nationally at the end of Year 2.	The number of disadvantaged pupils reaching phonics threshold levels at the end of year 2 is in line with national outcomes for all pupils.	nationally. Both pupils have additional needs and will be continued to be supported in phonics as they move into year 3.
D	To narrow the gap between most able disadvantaged and most able non-disadvantaged children in Years 2 and 6 (Ofsted 2016)	Less than 5% differential in attainment in reading, writing and maths between most able disadvantaged pupils and most able pupils.	Year 2: There was 1 HPA disadvantaged pupil in the cohort. They achieved GDS in all areas at the end of Year 2. This was also true for the 6 HPAs across the cohort so the groups are in line. Year 6: There were 9 most able disadvantaged pupils in year 6. 89% of this group achieved EXS in reading, writing and maths. 91% of the most able pupils in the cohort achieved EXS in reading, writing and maths.
E	Pupils and families with emotional, behavioural or mental health needs receive appropriate support and advice.	85% of service users rate the support received as good and above.	Questionnaire for 2019 shows that pupils who attended the school counsellor, Place 2 Be and Place 2 Talk gave 100% rating at good and above. (28 pupils)

Planned Expenditure 2018-19

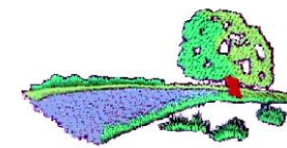
	Action	Amount Allocated:	New or Continued Action:	Targeted Group:	Intended Outcome:	Monitored by:	Impact
Learning and the Curriculum	HLTA (Year 6)	£40,190	New	Y 6	Progress and attainment can be accelerated through targeted interventions and releasing teachers to deliver small group targeted intervention	SLT	Reading: PPG: 71% EXS 29% GDS National: 73% EXS Cohort: 67% EXS 27% GDS Writing: PPG: 72% EXS 11% GDS National: 78% EXS Cohort: 63% EXS 12% GDS GPAS PPG: 84% EXS 50% GDS National: 78% EXS Cohort: 80% EXS 42% GDS



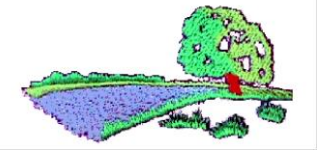
							<p>Maths PPG: 84% EXS 26% GDS National: 79% Cohort: 82% EXS 27% GDS</p> <p>At EXS PPG pupils exceeded the National in reading, GPAS and Maths.</p>
	HLTA (Year 2 and Phonics)	£35,000	New	Y1 and 2	Progress and attainment can be accelerated through targeted interventions and releasing teachers to deliver small group targeted intervention	SLT	<p>Year 2: Reading: PPG: 73% EXS 33% GDS Cohort: 64% EXS 21% GDS Writing: PPG: 73% EXS 13% GDS Cohort: 62% EXS 16% GDS Maths PPG: 67% EXS 27% GDS Cohort: 68% EXS 25% GDS</p> <p>At EXS PPG pupils exceeded the cohort in reading and writing.</p> <p>At GDS, PPG pupils exceeded the cohort in reading and Maths.</p> <p>Year 1 Phonics: 69% of year 1 pupils reached PCS threshold in 2019. (National: 82% }</p> <p>86% of PPG pupils reached threshold, a difference of +4% on all pupils nationally</p>



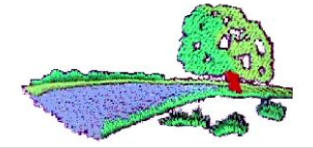
							and +15% on PPG pupils nationally.
	Additional Reading Teachers: Y 2 and Y6	£26,296 (Proportion of additional teacher and DHT salary)	Continued	Y2 and Y6 targets groups	Less than 5% differential in attainment in reading between most able disadvantaged pupils and most able non-disadvantaged pupils.	SLT	<p>Year 2: Reading: Most able PPG and most able non-PPG were in line in reading at both GDS and EXS in 2019.</p> <p>Year 6: Reading Most able PPG pupils: 100% at EXS and 75% at GDS</p> <p>Most able pupils: 100% at EXS and 68% at GDS</p>
	Implement Catch Up Literacy	£10,436	Continued	Targeted Pupils Yrs Years 3 & 4	Through the delivery of specific Literacy & Maths interventions, targeted children in KS2 make accelerated progress and gaps in learning are filled.	SLT/ Inclusion Leader	<p>Literacy intervention data shows that for the 4 pupils on the programme:</p> <p>Reading- Pupils are now between 1 year and 7 months and 2 years and 1 month ahead of their starting point.</p> <p>Comprehension- Pupils are now between 1 year and 9 months and 2 years and 5 months ahead of their starting point.</p> <p>New cohort started in summer term for 10 additional children Continue</p>



							into Autumn term (Years 4 and 5)
	Reading Recovery Support	£13,476	Continued	KS1	Identified pupils take part in a targeted, daily reading programme to accelerate progress towards end of key stage expectations.	SLT/ Inclusion Leader	<p>7 pupils were on the Reading Recovery programme across 2018-19.</p> <p>Outcomes for Reading Recovery group:</p> <p>PPG pupils: 100% EXS Reading Recovery Group: 57% EXS Cohort: 64%</p>
	EP	£3600	Continued	Targeted Pupils KS2	Early intervention and support for pupils with complex needs.	Inclusion Lead	5 pupils were assessed and support plans in place.
	3 rd Space	£10143.60	New	Years 5 and 6	Progress and attainment in maths is accelerated and the gap between school and national outcomes is narrowed at the end of KS2.	SLT	<p>20 Year 6 pupil completed the programme in Spring 2019. All were PPG pupils</p> <p>Outcomes: % working at EXS in Spring Term: 46% GDS: 4%</p> <p>% achieving EXS at the end of KS2: 79% (+33%) GDS: 17% (+13%)</p> <p>20 Year 5 pupils started the programme in Summer 2019. All were PPG pupils.</p> <p>Outcomes: % working at EXS in Spring Term: 35%</p>



							GDS: 5% % achieving EXS at the end of Summer term: 45% (+10%) GDS: 5% (-)
	Bedrock Vocabulary	£1920	New	KS2	Progress and attainment in writing is accelerated and the gap between school and national outcomes is narrowed at the end of KS2.	SLT	Carry forward to September 2019
Social, Emotional and Mental Health (incl. behaviour)	Speech & Language Therapist	£13,553	Continued	Whole School	Targeted support for students with additional Speech and Language needs.	Inclusion Leader	22 children assessed across the school with support in place for those identified with specific needs.
	Occupational Therapy	£8,190	New	Whole School	Identified pupils with OT needs have therapy plans in place and intervention groups are formed for gross motor, fine motor and writing.	Inclusion leader	32 children have been assessed with plans in place and OT groups/session running for all pupils on plans.
	Place2Be Training	£21,389	New	Whole School	Staff trained in dealing with issues relating to social and emotional difficulties.	Inclusion Leader	2 whole school staff training sessions. Year 6 transition group supporting 9 pupils with the move to secondary school as well as pre-SATS circle time sessions with all Year 6 pupils. Place 2 Be 1:1 sessions and Place 2 Talk fully implemented. Place 2 Be 1:1: 14 pupils completed programme



							Place 2 Talk sessions: 55% of appointments accessed by PPG pupils.
	School Counsellor	£10,558	Continued	Whole School and families	Children have access to support address social, emotional difficulties.	Inclusion Leader	13 children access the counsellor on a 1:1 basis. 15 Year 6 pupils have benefitted from participating in transition groups to support the move to secondary school.
	Nurture Group	£41,637	New	KS1	Pupils in NG will show statistically significant improvements in Boxall Profile scores	Inclusion leader	Teacher and TA trained to deliver nurture group. 12 pupils from KS1 have benefitted from support in 2018-19 6 of the pupils made at least expected progress in reading, writing and maths. Feedback from teachers show that the pupils in the groups are more confident and are becoming better equipped to work independently in the classroom setting.
	ISPACE	£2,500	New	Whole School	Develop mental health and well-being to give pupils the tools to understand their emotions and what to do about them.	SLT	Whole school training on the implementation of the ISpace well-being programme. Programme implemented across the school from October 2019.



							Pupil voice: Pupils report that they understand how to use the ISpace techniques to help them calm down. They like using the planets and are now using these to share their views and feelings.
Enrichment Within and Beyond the Curriculum	Educational Experiences	£5,000	Continued	Whole School with a focus on pupils in receipt of PP funding	All pupils are able to participate fully in school trips, residential trips and in-school educational workshops and performances	SLT	<p>All disadvantaged pupils participated in all learning opportunities and school trips.</p> <p>26 pupils received additional funding in addition for fully funded trips.</p> <p>Three Year 6 pupils fully funded to attend the residential.</p> <p>Additional funding was used to support pupils at Easter and Summer clubs.</p>
	Musical Instruments	£1000	Continued	Years 3/4/5	Talented pupils given the opportunity to play a musical instrument.	SLT	<p>6 pupils funded to learn cello and guitar.</p> <p>All pupils have achieved pre-bronze and are on track to achieve grade 1 by the end of the Autumn term.</p>
							£244, 888.60