

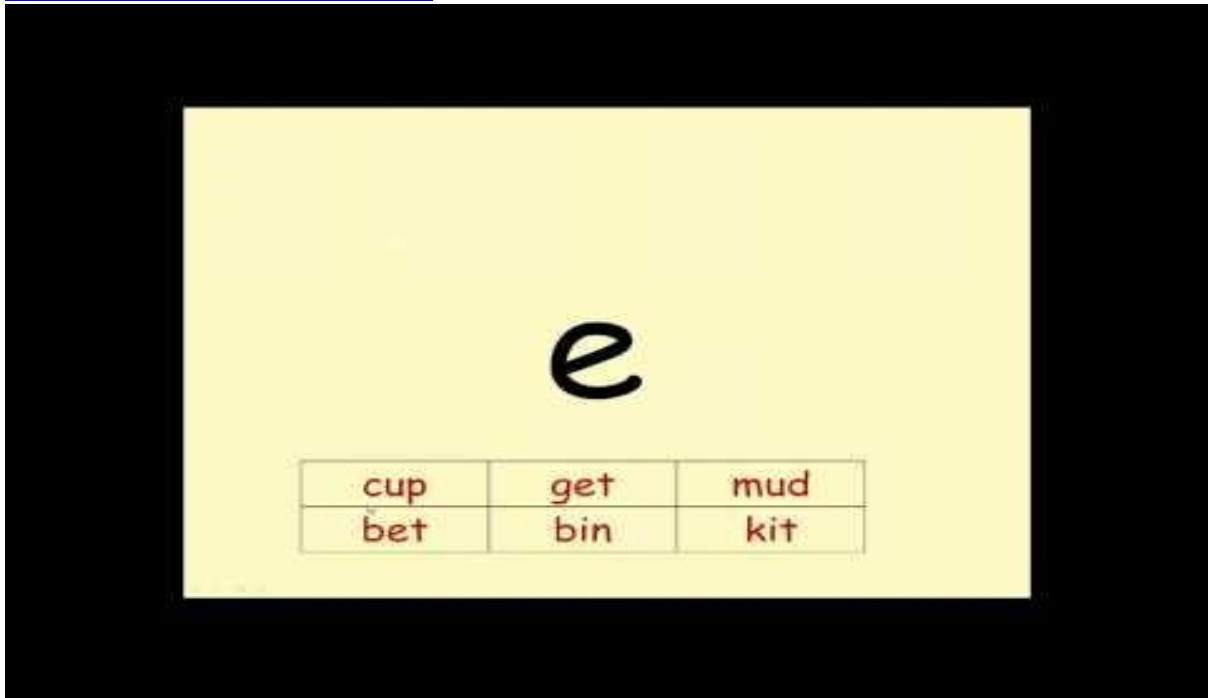
Help your child with Phonics

RWI Reading and Writing lessons starting from 'm'

<https://www.youtube.com/watch?v=K04dQGUvj7U>

Speed sounds practice

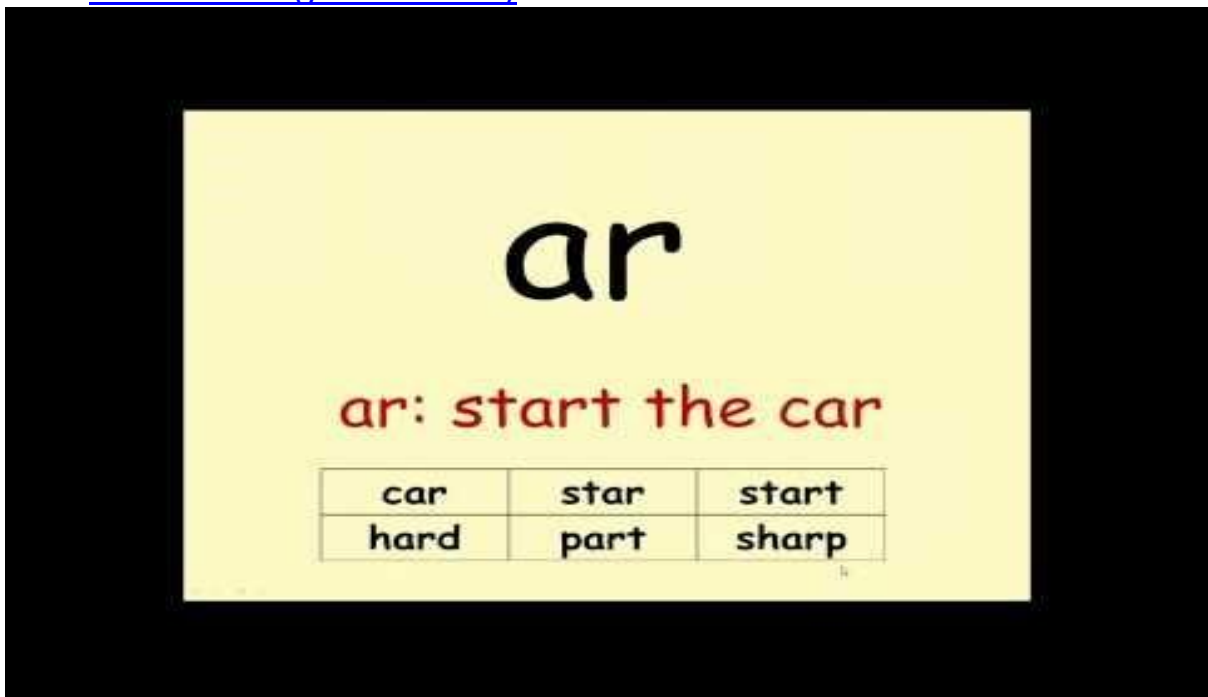
[Set 1 Sounds \(youtube.com\)](#)



A yellow rectangular slide with a black border. In the center, the letter 'e' is written in a large, black, cursive font. Below the letter is a table with two rows and three columns. The first row contains the words 'cup', 'get', and 'mud'. The second row contains the words 'bet', 'bin', and 'kit'. All words are written in a red, sans-serif font.

cup	get	mud
bet	bin	kit

Set 2 [Set 2 Sounds \(youtube.com\)](#)

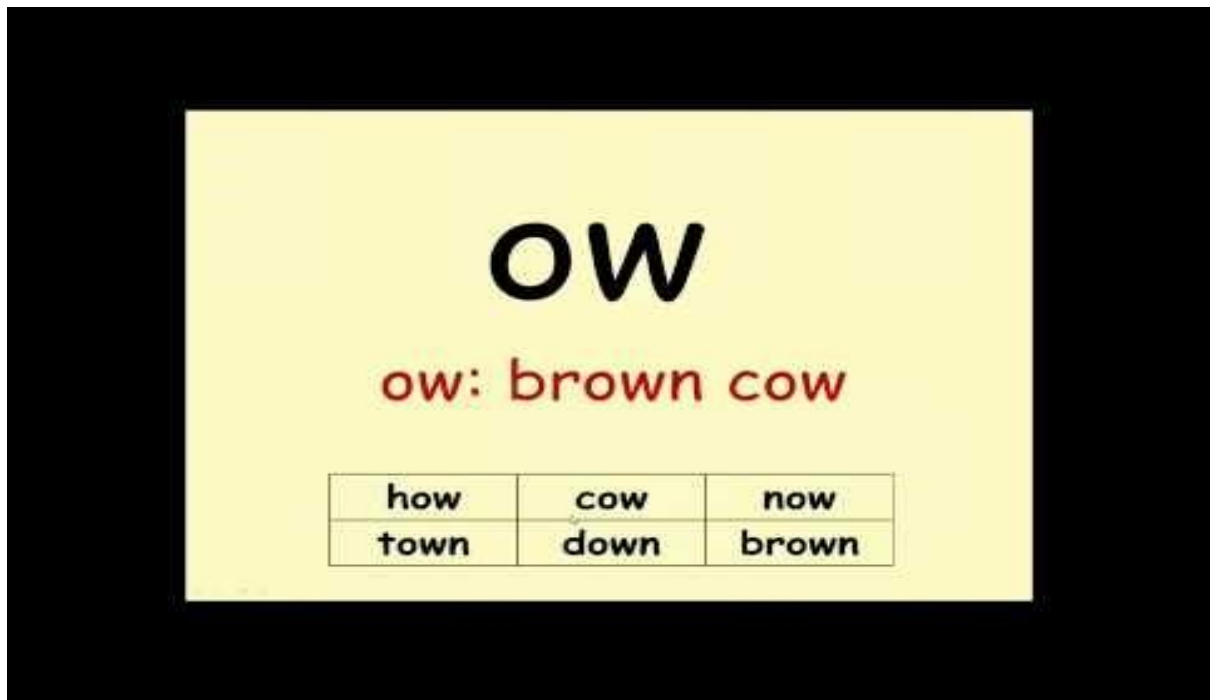


A yellow rectangular slide with a black border. In the center, the letters 'ar' are written in a large, black, cursive font. Below the letters, the text 'ar: start the car' is written in a red, sans-serif font. At the bottom of the slide is a table with two rows and three columns. The first row contains the words 'car', 'star', and 'start'. The second row contains the words 'hard', 'part', and 'sharp'. All words are written in a black, sans-serif font.

ar: start the car

car	star	start
hard	part	sharp

Set 3 [Set 3 Sounds \(youtube.com\)](#)



Alphablocks

[alphablocks - YouTube](#)

Phonics Play

[Buried Treasure \(phonicsplay.co.uk\)](#)

[Dragons Den \(phonicsplay.co.uk\)](#)

[Picnic on Pluto \(phonicsplay.co.uk\)](#)

ICT Games

[Viking Full Circle - mobile friendly \(ictgames.com\)](#)

Phonics Bloom

[Online Phonics Games \(Phase 2\) - PhonicsBloom.com](#)